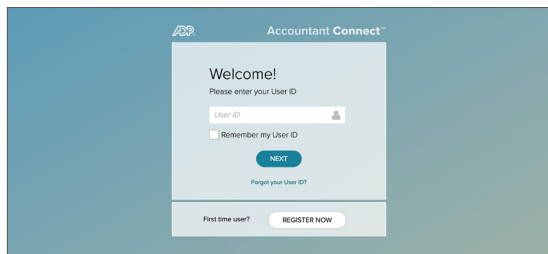


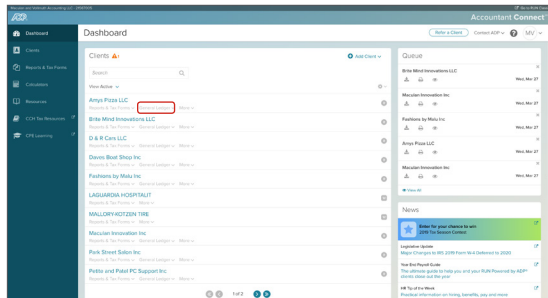
Easy Payroll Integration with QuickBooks® Online is Here!

Spend even less time managing your clients' payroll by seamlessly integrating their RUN Powered by ADP® ("RUN") payroll data with QuickBooks Online in just a few easy steps!

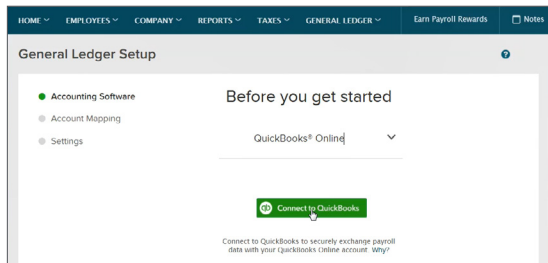
Step 1: Log into Accountant ConnectSM:
accountantconnect.adp.com



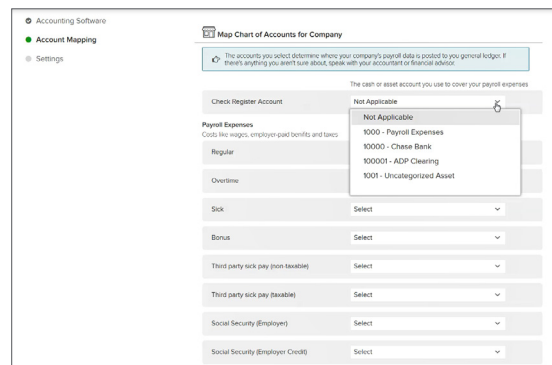
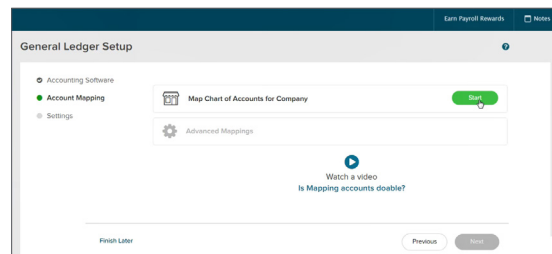
Step 2: From your Accountant Connect Dashboard, access your clients' **General Ledger**



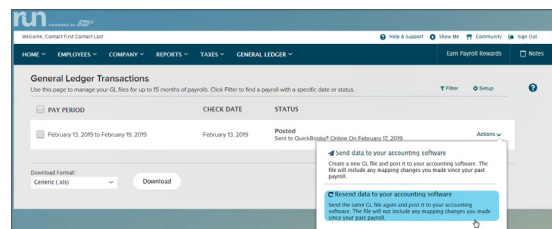
Step 3: Select and login to **QuickBooks Online**



Step 4: Follow the new easy setup process to map your clients' chart of accounts



Step 5: Click **Post to QuickBooks** after processing a payroll, or through **General Ledger Transactions** if your clients process payroll themselves in RUN



That's it! Now have a cup of coffee and enjoy all the time you and your clients just saved! For more information, contact me today.

